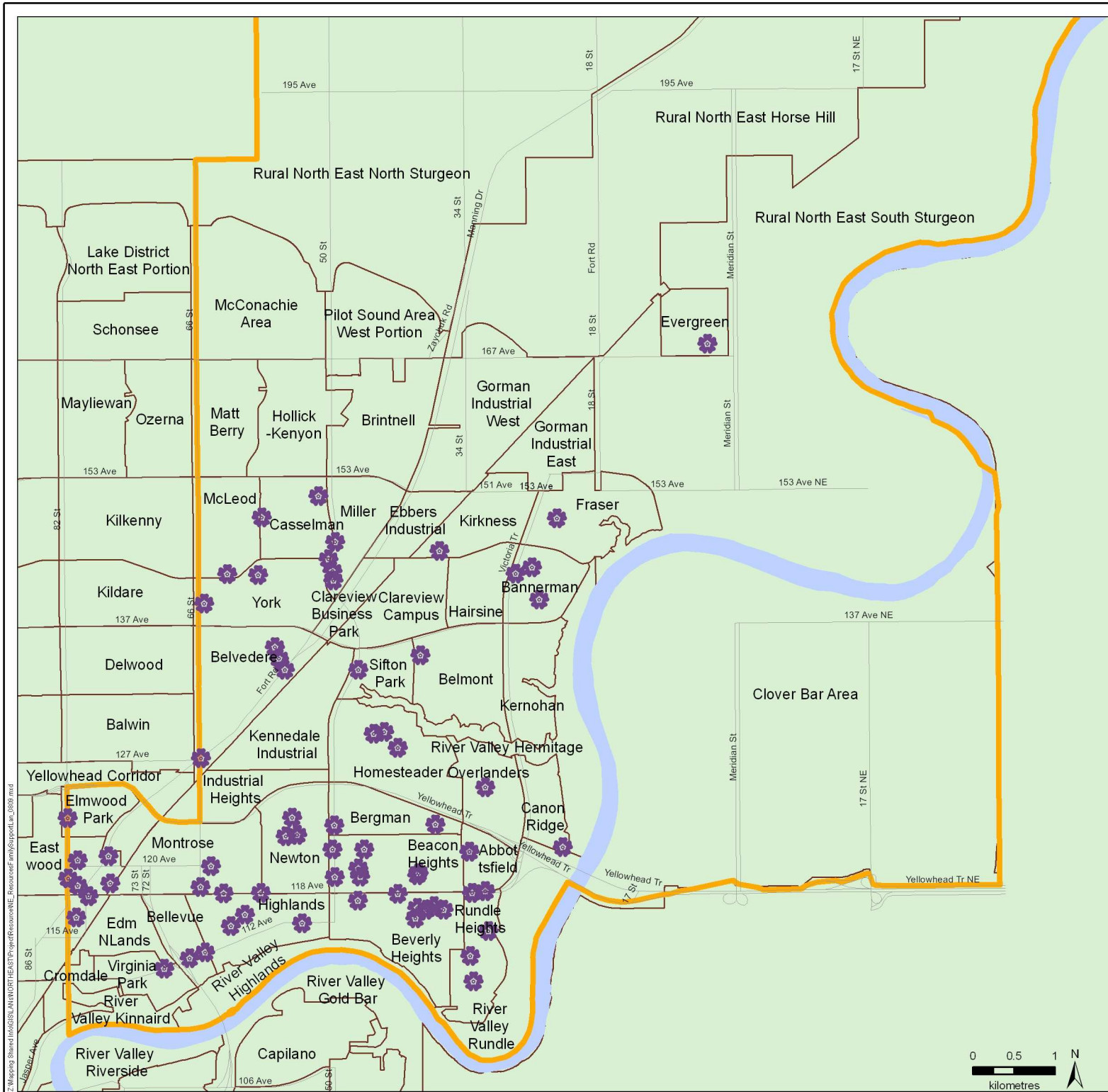




# Family Support Resources in North East Edmonton



## Legend

-  Family Support
-  NEMAT Boundary
-  Neighbourhood Boundary

Data Sources: Northeast Edmonton Resource Directory, June 2006.  
[Family Support Resource:](#)  
 Meeting the needs of families through counselling, support, information, etc.



This map was created for the purposes of collaborative planning. The information presented in the map is accurate to the best of our knowledge using the data available. We accept no liability for the use or misuse of this information.  
**M.A.P.S. Alberta Capital Region 08/2009**

Z:\Mapping\Shared\InfoGIS\AM\NORTH EAST\ProjectResources\NE\_Resource\am\InfoSupport\lan\_0809.mxd