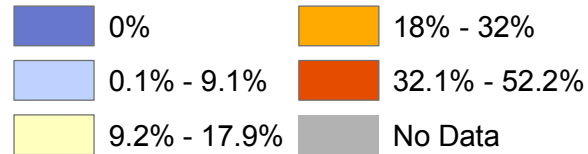


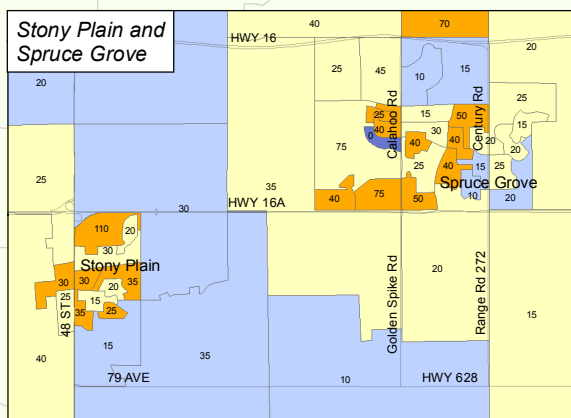
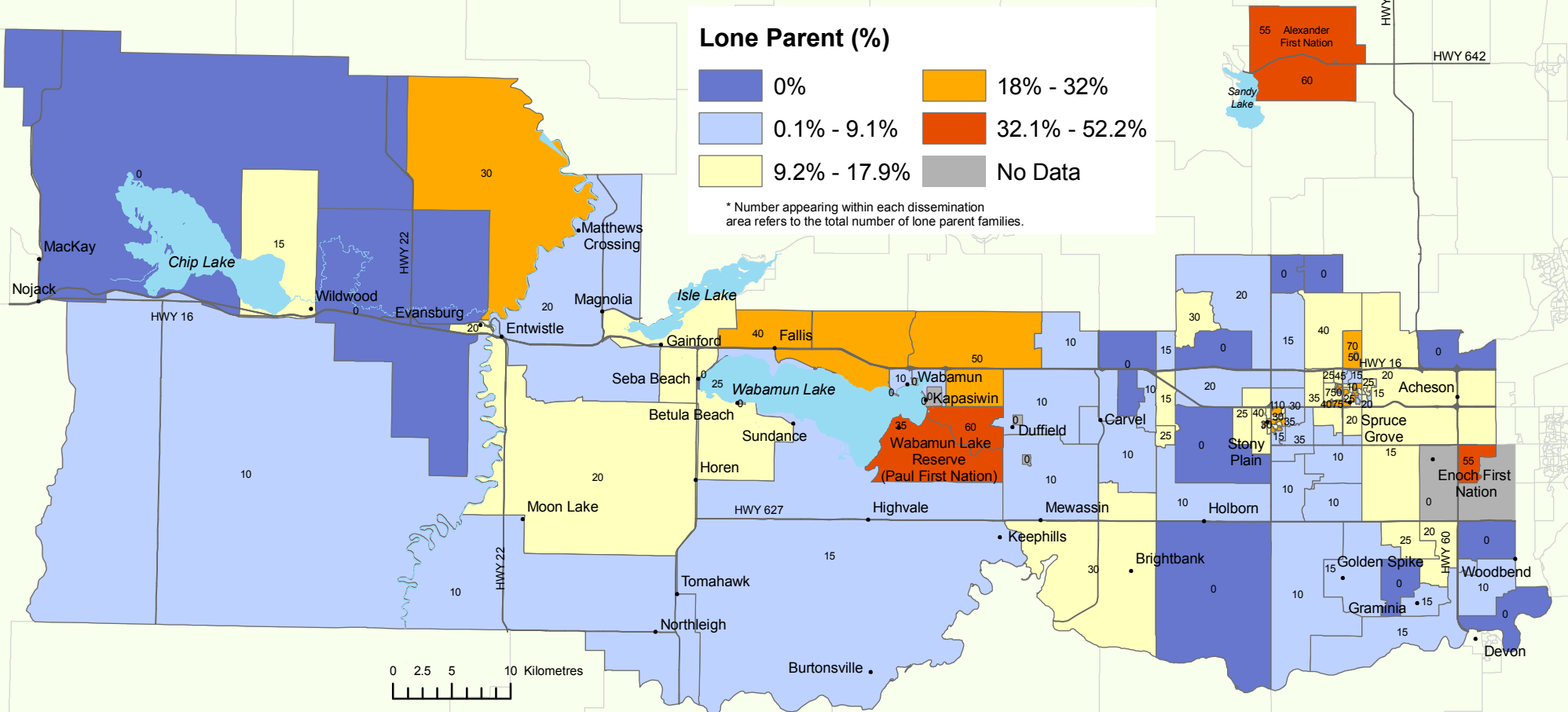
Percentage of Lone Parent Families within Parkland County and East Yellowhead County



Lone Parent (%)



* Number appearing within each dissemination area refers to the total number of lone parent families.



2006 Proportion of Lone Parent Family Averages:
Canada: 16%
Alberta: 14%

Data Source: Demographic data provided by Statistics Canada; 2006 Census Data; Spatial data provided by DMTI Spatial. Lone parent refers to a mother or father, with no spouse or common law partner present, living in a dwelling with one or more children. - 2001 Census Dictionary

This information was created for a specific purpose within Parkland Community Partnership Committee. Its use for any other purpose may not be appropriate.

This map was created for the purposes of collaborative planning. The information presented in the map is accurate to the best of our knowledge using the data available. We accept no liability for the use or misuse of this information.